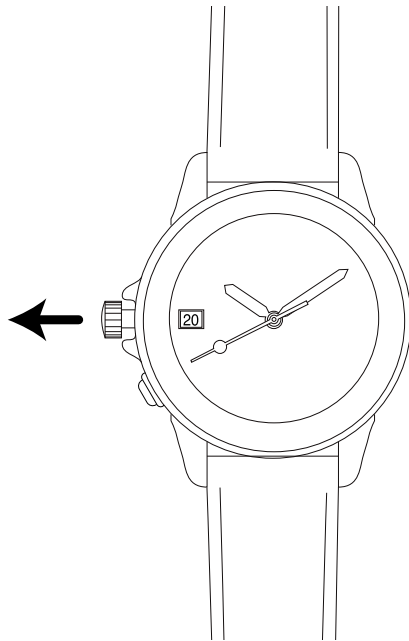


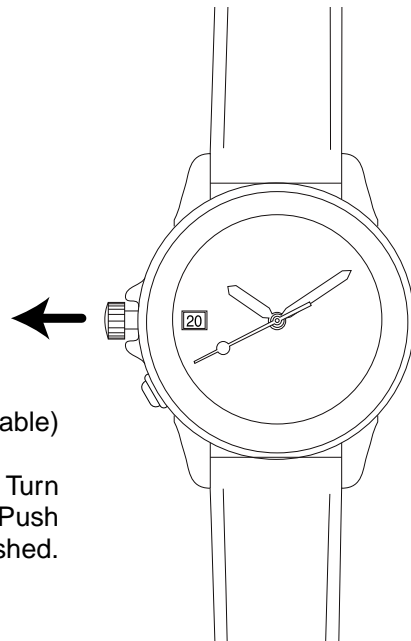
DAKOTA

southpaw




SETTING TIME

- To set the time, pull the crown out all the way (two clicks). Turn crown in desired direction until correct time is displayed. Push crown completely in when finished.



SETTING CALENDAR (When Available)

- To set the calendar, pull the crown one click out. Turn crown clockwise until the desired date appears. Push crown back in when finished.



USING MOONGLOW FUNCTION (When Available)

- To use the Moonglow light, press and hold button located at 8:00 position.