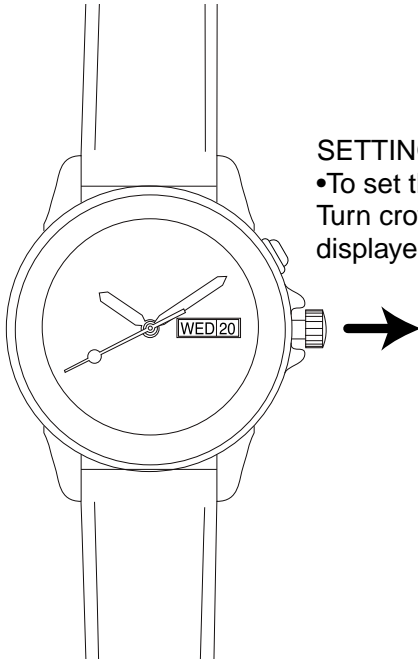


Dakota Day/Date Display

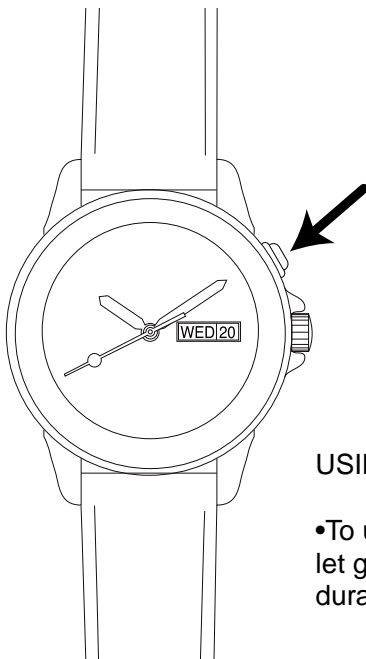
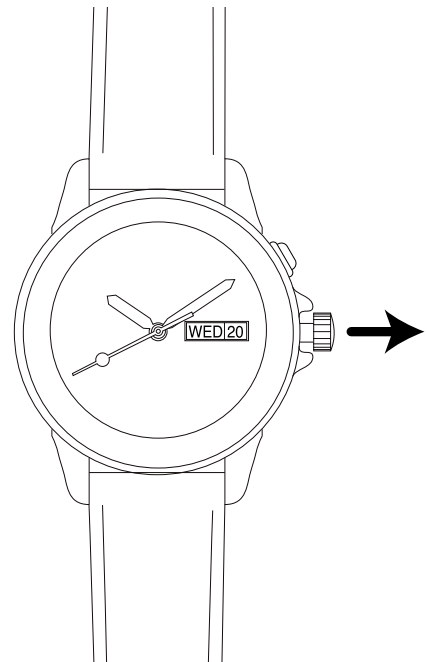


SETTING TIME

- To set the time, pull the crown out all the way (two clicks). Turn crown in desired direction until correct time is displayed. Push crown completely in when finished.

SETTING DAY AND DATE

- To set the calendar, pull the crown one click out. Turn crown counter-clockwise until the desired date appears. Push crown back in when finished.
- To set the day, pull the crown one click out. Turn crown clockwise until the desired day appears. Push crown back in when finished.



USING MOONGLOW FUNCTION (When Available)

- To use the Moonglow light, press button located at 2:00 position and let go. Watch face should illuminate for 1 second. For longer duration, hold button in.