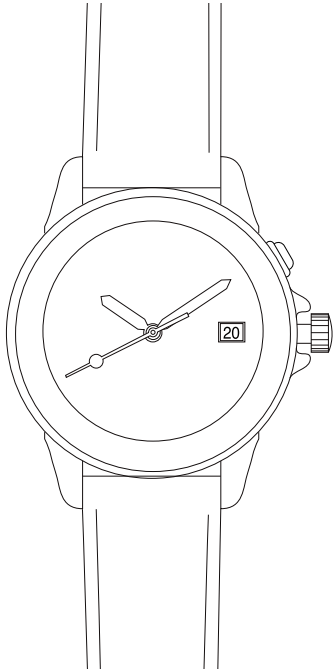
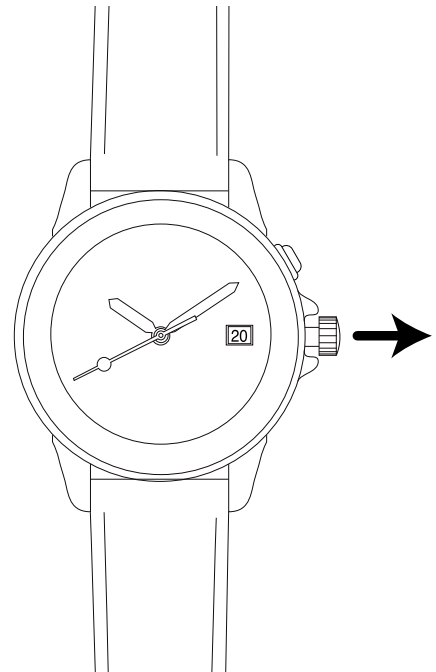


Dakota Date Display




SETTING TIME

- To set the time, pull the crown out all the way (two clicks). Turn crown in desired direction until correct time is displayed. Push crown completely in when finished.



SETTING CALENDAR

- To set the calendar, pull the crown one click out. Turn crown counter-clockwise until the desired date appears. Push crown back in when finished.



USING MOONGLOW FUNCTION (When Available)

- To use the Moonglow light, press button located at 2:00 position and let go. Watch face should illuminate for 1 second. For longer duration, hold button in.