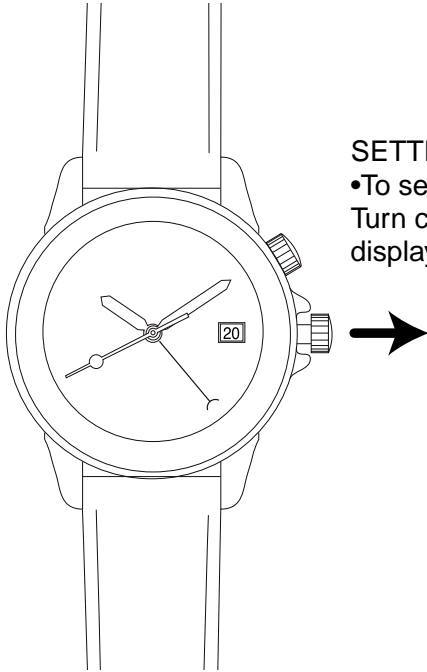
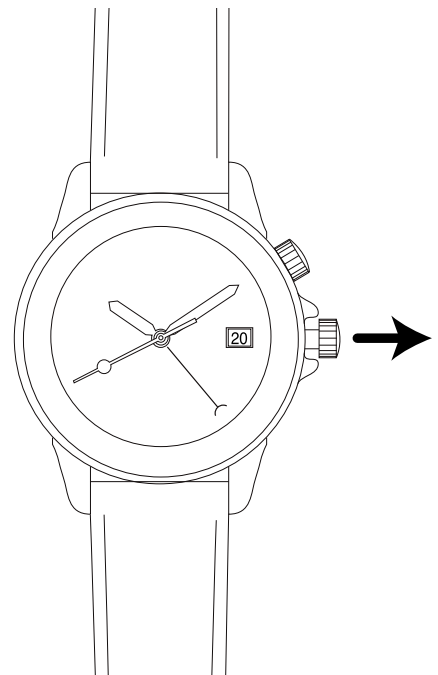


Date Display with Alarm



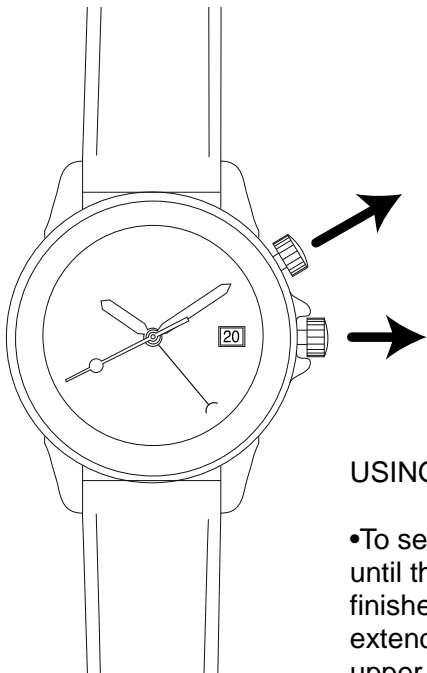
SETTING TIME

- To set the time, pull the crown out all the way (two clicks). Turn crown in desired direction until correct time is displayed. Push crown completely in when finished.



SETTING CALENDAR

- To set the calendar, pull the crown one click out. Turn crown counter-clockwise until the desired date appears. Push crown back in when finished.



USING ALARM (When Available)

- To set the alarm, pull the crown one click out. Turn crown clockwise until the alarm hand is at desired position. Push crown back in when finished. To activate the alarm, pull out upper crown and leave extended. Alarm will activate every twelve hours at desired time until upper crown is pushed back in.