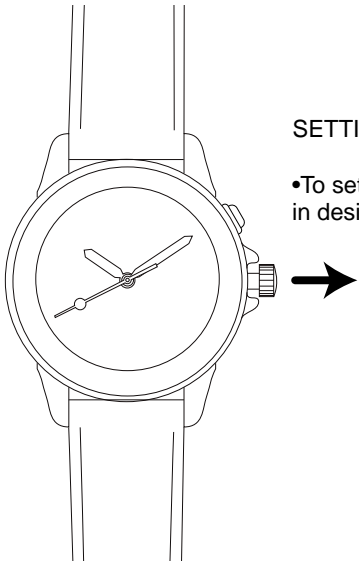


Dakota Analog


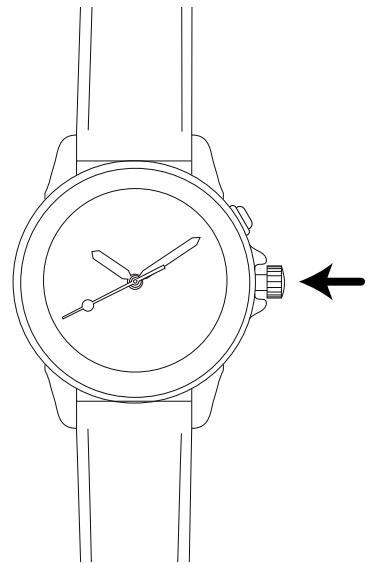
SETTING TIME

- To set the time, pull the crown out all the way. Turn crown in desired direction until correct time is displayed.



FINISHED SETTING TIME

- To finish, push the crown completely back in until the second hand begins to move normally.



USING MOONGLOW FUNCTION (When Available)

- To use the Moonglow light, press button located at 2:00 position and let go. Watch face should illuminate for 1 second. For longer duration, hold button in.